



AGENDA

**REGULAR MEETING OF THE BOARD OF DIRECTORS
LA PUENTE VALLEY COUNTY WATER DISTRICT
112 N. FIRST STREET, LA PUENTE, CALIFORNIA
MONDAY, FEBRUARY 8, 2021 AT 5:30 PM**

TELECONFERENCE ACCESS: Pursuant to Executive Order N-29-20 issued by Governor Newsom in response to the COVID-19 pandemic as a precaution to protect staff, our constituents, and elected officials, the La Puente Valley County Water District will hold its Board meeting via teleconference or the most rapid means of communication available at the time.

**PHONE NUMBER: (669) 900-9128
MEETING ID: 826 9926 7090#**

1. CALL TO ORDER

2. PLEDGE OF ALLEGIANCE

3. ROLL CALL OF BOARD OF DIRECTORS

President Rojas____ Vice President Barajas____ Director Argudo____

Director Escalera____ Director Hernandez____

4. PUBLIC COMMENT

Anyone wishing to discuss items on the agenda or pertaining to the District may do so now. The Board may allow additional input during the meeting. A five-minute limit on remarks is requested.

5. ADOPTION OF AGENDA

Each item on the Agenda shall be deemed to include an appropriate motion, resolution or ordinance to take action on any item. Materials related to an item on this agenda submitted after distribution of the agenda packet are available for public review at the District office, located at the address listed above.

6. APPROVAL OF CONSENT CALENDAR

There will be no separate discussion of Consent Calendar items as they are considered to be routine by the Board of Directors and will be adopted by one motion. If a member of the Board, staff, or public requests discussion on a particular item, that item will be removed from the Consent Calendar and considered separately.

- A. Approval of Minutes of the Regular Meeting of the Board of Directors held on January 25, 2021.
- B. Receive and File the Report on Director Expenses for the Fourth Quarter of 2020.
- C. Receive and File the Industry Public Utilities' 2020-21 Second Quarter Report.
- D. Approval of District's Expenses for the Month of January 2021.
- E. Approval of City of Industry Waterworks System Expenses for the Month of January 2021.

- F. Receive and File the District's Water Sales Report for January 2021.
- G. Receive and File the City of Industry Waterworks System's Water Sales Report for January 2021.

7. ACTION / DISCUSSION ITEMS

- A. Consideration of Resolution 270 Honoring Mr. Dennis Clark for His Retirement from the District.

Recommendation: Adopt Resolution 270

- B. Consideration of Second Amendment to the BPOU Project Agreement to Extend the Tolling Period an Additional Four Years.

Recommendation: Approve the Second Amendment to the BPOU Project Agreement Provided no Substantive Changes and Legal Council Approval.

8. GENERAL MANAGER'S REPORT

9. OTHER ITEMS

- A. Upcoming Events.
- B. Information Items.

10. ATTORNEY'S COMMENTS

11. CLOSED SESSION

- A. Conference with legal counsel – anticipated litigation
Initiation of litigation pursuant to paragraph (4) of subdivision (d) of government code section 54956.9. One case.

12. CLOSED SESSION REPORT

13. BOARD MEMBER COMMENTS

- A. Report on Events Attended.
- B. Other Comments.

14. FUTURE AGENDA ITEMS

15. ADJOURNMENT

POSTED: Friday, February 5, 2021

President William R. Rojas, Presiding.

Any qualified person with a disability may request a disability-related accommodation as needed to participate fully in this public meeting. In order to make such a request, please contact Mr. Roy Frausto, Board Secretary, at (626) 330-2126 in sufficient time prior to the meeting to make the necessary arrangements.

Note: Agenda materials are available for public inspection at the District office or visit the District's website at www.lapuentewater.com.



**MINUTES OF THE REGULAR MEETING OF
THE BOARD OF DIRECTORS OF THE
LA PUENTE VALLEY COUNTY WATER DISTRICT
FOR MONDAY, JANUARY 25, 2021 AT 5:30 PM**

1. CALL TO ORDER

Vice President Barajas called the meeting to order at 5:32 p.m.

2. PLEDGE OF ALLEGIANCE

Vice President Barajas led the meeting in the Pledge of Allegiance.

3. ROLL CALL OF THE BOARD OF DIRECTORS

President Rojas	Vice President Barajas	Director Argudo	Director Escalera	Director Hernandez
Absent	Present Via Teleconference	Present Via Teleconference	Present Via Teleconference	Present Via Teleconference

OTHERS PRESENT

Staff and Counsel: General Manager & Board Secretary, Roy Frausto; Office Manager, Gina Herrera; Customer Service and Accounting Clerk, Vanessa Koyama; Operations & Maintenance Superintendent, Paul Zampiendo; Water Treatment & Supply Supervisor, Cesar Ortiz and District Counsel, Jim Ciampa all present via teleconference.

Public: No members of the public were present.

4. PUBLIC COMMENTS

No comments from the Public.

5. ADOPTION OF AGENDA

Motion: Adopt Agenda as Presented.

1st: Vice President Barajas

2nd: Director Argudo

	Rojas	Barajas	Argudo	Escalera	Hernandez
Vote	Absent	Yes	Yes	Yes	Yes

Motion carried by a vote of: 4 Yes, 0 No, 0 Abstain, 1 Absent.

6. APPROVAL OF CONSENT CALENDAR

Motion: Approval of Minutes of the Regular Meeting of the Board of Directors held on January 11, 2021.

1st: Vice President Barajas

2nd: Director Argudo

	Rojas	Barajas	Argudo	Escalera	Hernandez
Vote	Absent	Yes	Yes	Yes	Yes

Motion carried by a vote of: 4 Yes, 0 No, 0 Abstain, 1 Absent.

7. FINANCIAL REPORTS

A. Summary of the District’s Cash and Investments as of December 31, 2020.

Mr. Frausto provided a summary of the balances in each account provided in the Summary of Cash and Investments.

Motion: Receive and File the Summary of Cash and Investments as of December 31, 2020.

1st: Director Escalera

2nd: Director Hernandez

	Rojas	Barajas	Argudo	Escalera	Hernandez
Vote	Absent	Yes	Yes	Yes	Yes

Motion carried by a vote of: 4 Yes, 0 No, 0 Abstain, 1 Absent.

B. Statement of District’s Revenue and Expenses as of December 31, 2020.

Mrs. Herrera provided a summary of the Statement of Revenues and Expenses for the District as of December 31, 2020.

Motion: Receive and File the Statement of the District’s Revenue and Expenses as of December 31, 2020.

1st: Director Hernandez

2nd: Director Argudo

	Rojas	Barajas	Argudo	Escalera	Hernandez
Vote	Absent	Yes	Yes	Yes	Yes

Motion carried by a vote of: 4 Yes, 0 No, 0 Abstain, 1 Absent.

C. Statement of the Industry Public Utilities’ Water Operations Revenue and Expenses as of December 31, 2020.

Mrs. Herrera provided a summary of the Statement of Revenues and Expenses for the Industry Public Utilities’ Water Operations.

Motion: Receive and File the Statement of the Industry Public Utilities Water Operations’ Revenue and Expenses as of December 31, 2020.

1st: Director Hernandez

2nd: Vice President Barajas

	Rojas	Barajas	Argudo	Escalera	Hernandez
Vote	Absent	Yes	Yes	Yes	Yes

Motion carried by a vote of: 4 Yes, 0 No, 0 Abstain, 1 Absent.

8. ACTION / DISCUSSION ITEMS

A. Consideration of Proposal from Geosyntec Consultants to Prepare a Risk and Resilience Assessment (RRA) and an Emergency response Plan (ERP) Update for LPVCWD and the CIWS as Required by the America’s Water Infrastructure Act of 2018.

Mr. Frausto summarized the staff report regarding the purpose of AWIA along with the proposals received to prepare a Risk and Resilience Assessment and an Emergency Response Plan for the District.

Motion: Authorize the General Manager to Enter into a Professional Services Agreement with Geosyntec Consultants to Prepare a Risk and Resilience Assessment and an Emergency Response Plan Update for the LPVCWD and the CIWS as Required by the America’s Water Infrastructure Act of 2018, for an Amount Not to Exceed \$88,300.

1st: Vice President Barajas

2nd: Director Argudo

	Rojas	Barajas	Argudo	Escalera	Hernandez
Vote	Absent	Yes	Yes	Yes	Yes

Motion carried by a vote of: 4 Yes, 0 No, 0 Abstain, 1 Absent.

B. Consideration of Proposal from SoCal SCADA Solutions to Prepare, Design and Build a New Software and Radio Network for the District’s SCADA system.

Mr. Zampielo gave an overview of the staff report regarding the SCADA system and explained the importance of the necessary updates needed for the system; highlighting that the District’s current SCADA system was installed over 20 years ago.

Motion: Authorize the General Manager to Enter into a Professional Services Agreement with SoCal SCADA Solutions for the Design, Build and Installation of the SCADA System Software and Radio Upgrades for an Amount Not to Exceed \$203,137.

1st: Vice President Barajas

2nd: Director Escalera

	Rojas	Barajas	Argudo	Escalera	Hernandez
Vote	Absent	Yes	No	Yes	Yes

Motion carried by a vote of: 3 Yes, 1 No, 0 Abstain, 1 Absent.

9. OPERATIONS AND MAINTENANCE SUPERINTENDENT’S REPORT

Mr. Zampielo reviewed the staff report he provided to the Board of Director’s.

Motion: Receive and File the Operations and Maintenance Superintendent’s Report.

1st: Director Escalera

2nd: Director Hernandez

	Rojas	Barajas	Argudo	Escalera	Hernandez
Vote	Absent	Yes	Yes	Yes	Yes

Motion carried by a vote of: 4 Yes, 0 No, 0 Abstain, 1 Absent.

10. GENERAL MANAGER’S REPORT

Mr. Frausto had no report.

11. OTHER ITEMS

A. Information Items.

Included in Board Packet.

12. ATTORNEY’S COMMENTS

Mr. Ciampa reported on a new Senate Bill 223 and how it may affect the current provisions on SB998.

13. CLOSED SESSION Entered at 6:35 p.m.

A. Conference with legal counsel – anticipated litigation

Initiation of litigation pursuant to paragraph (4) of subdivision (d) of government code section 54956.9. One case.

B. Conference with legal counsel – anticipated litigation

Initiation of litigation pursuant to paragraph (4) of subdivision (d) of government code section 54956.9. One case.

14. CLOSED SESSION REPORT Exited at 6:52 p.m.

15. BOARD MEMBERS COMMENTS

A. Report on Events Attended.

No events to report.

B. Other Comments.

No Comments.

16. FUTURE AGENDA ITEMS

None.

17. ADJOURNMENT

Vice President Barajas adjourned the meeting at 6:54 p.m.

Attest:

Cesar Barajas, Vice President

Roy Frausto, Secretary

La Puente Valley County Water District
Board of Director's 4th Quarter and Year End 2020 Expenses

Date	Director	Description	4th Quarter 2020	2020 Year to Date Per Diem	2020 Year to Date Expenses	2020 Year End Totals
Oct - Dec 2020	Cesar Barajas	7 Days of Service	<u>\$ 1,140.09</u>	\$ 2,931.66		
		4th Qtr Total	\$ 1,140.09		\$ 55.00	
					Cesar Barajas - Total	\$2,986.66
Oct - Dec 2020	David Argudo	1 Days of Service	<u>\$ 162.87</u>	\$ 162.87		
		4th Qtr Total	\$ 162.87		\$ -	
					David Argudo - Total	\$162.87
Oct - Dec 2020	David Hastings	5 Days of Service	<u>\$ 814.35</u>	\$ 3,746.01		
		4th Qtr Total	\$ 814.35		\$ 55.00	
					David Hastings - Total	\$3,801.01
Oct - Dec 2020	Henry Hernandez	6 Days of Service	<u>\$ 977.22</u>	\$ 3,583.14		
		4th Qtr Total	\$ 977.22		\$ 516.75	
					Henry Hernandez - Total	\$4,099.89
Oct - Dec 2020	John Escalera	8 Days of Service	\$ 1,302.96	\$ 4,723.23		
December 8-10	John Escalera	AWWA Seminar	<u>\$ 195.00</u>		\$ 803.48	
		4th Qtr Total	\$ 1,497.96			
					John Escalera - Total	\$5,331.71
Oct - Dec 2020	William Rojas	6 Days of Service	<u>\$ 977.22</u>	\$3,094.53		
		4th Qtr Total	\$ 977.22		\$ 85.00	
					William Rojas - Total	\$3,179.53
		4th Quarter Totals	\$ 5,569.71			
					Year End 2020 Totals	\$19,398.80

Memo



To: Industry Public Utilities Commission
Cc: La Puente Valley County Water District, Board of Directors
From: Roy Frausto, General Manager
Date: January 27, 2021
Re: Industry Public Utilities Water Operations Quarterly Report (October – December 2020)

In accordance with the City of Industry Waterworks System (the “CIWS”) Operation and Management Agreement between the City of Industry (the “City”) and the La Puente Valley County Water District (the “District”), the District is providing the CIWS Quarterly Report for the 2nd quarter of the 2020-21 fiscal year. The report represents fiscal year-to-date information along with the current status of various items listed under the appropriate heading.

Financial/Administrative

- 2020-21 Fiscal Year Budget – A draft report of Revenue and Expenses as of December 31, 2020, is enclosed for your review as ***Attachment 1***.
- Fund Disbursements – For your reference, a list of disbursements from the IPU Water Operations Fund for the past quarter (by month) has been provided as ***Attachment 2***.
- Study of Water Rates and Charges – The draft study of water rates and charges was provided to City Staff in February of 2020. Due to concerns with the ongoing pandemic, the timing of the proposed water rate increases will be postponed until the City determines the appropriate time for implementation.
- Capacity Fee Report – The water rate study consultant’s scope of work also included a study on capacity fees for new water service connections to the water system. The consultant has completed the capacity fee calculation (model), which was reviewed by District and City staff. Due to concerns with the ongoing pandemic, the timing of the Capacity Fees will be postponed until the City determines the appropriate time for implementation.
- COVID-19 Pandemic Response and Impacts – All essential water operations work continues to be carried out by District staff. It is important to note that there has been no impact to water quality due to the pandemic. A list of some of the actions that apply to the CIWS are as follows:
 - The payment office has been closed to walk-in customers. Customers can still pay their water bill online, by phone, through the mail and through a drop box at the payment office. The office is staffed with customer support and accounting staff that are working modified shifts.
 - Late charges and water shutoffs for nonpayment have been suspended in an effort to support customers facing financial challenges.

District staff has been monitoring the potential impacts from the pandemic on IPU Water Operations. To date we have not experienced any issues with staffing or with the acquisition of necessary materials. District staff is also tracking the amount of customer delinquencies.

Currently, the IPU has 42 water customers that have outstanding bills that are at least 60 days past due. Total outstanding of these bills is approximately \$8,600, which equates to less than 1% of total bills for the fiscal year. District staff is working with each customer to try and bring their account current and payment arrangements are being made to assist these customers.

Distribution, Supply and Production

- Summary of Activities – A summary report of CIWS field activities for the 2nd quarter of fiscal year 2020-21 is provided as **Attachment 3**.
- City of Industry Well No. 5 Operations – Well No. 5 operated for most of the 2nd quarter without issue. The latest static water level, pumping water level and pumping rate for Well No. 5 is shown in the table below.

Well	Pump Setting (below surface)	Static Water Level	Pumping Water Level	Drawdown	Current GPM Pumping Rate
COI 5	189'	101.5'	123.5'	22'	1,248

- Production Summary – The production for the 2nd quarter of fiscal year 2020-21, to meet the needs of the CIWS, was 331.89 AF. The 2020-21 fiscal year production report and related graph are provided as **Attachment 4**.
- 2020-21 Water Conservation – A summary of water system usage for fiscal year 2020-21 as compared to calendar year 2013 is shown below. The overall reduction in use for this time period is 4.3%.

Month	2013	2020-21	Difference Current-2013 (%)	Accumulative Difference (%)
October	137.26	128.80	-6.2%	-6.2%
November	110.83	102.29	-7.7%	-6.9%
December	99.84	100.80	1.0%	-4.3%
Totals	347.93	331.89		

*Production data shown in acre feet (AF)

- CIWS and LPVCWD Water Exchange – In accordance with the Water Exchange and Supply Agreement between LPVCWD and the City of Industry, the District is providing the water exchange summary as of December 31, 2020, as **Attachment 5**.
- MSGB Groundwater Levels – On December 23, 2020, the Baldwin Park key well level was 200.2 feet asl. Watermaster’s latest report on hydrologic conditions is enclosed as **Attachment 6**.

Water Quality / Compliance

- Distribution System Monitoring – District Staff has collected all required water quality samples from the distribution system for the 2nd quarter of fiscal year 2020-21; approximately 78 samples were collected. All results met State and Federal drinking water quality regulations.

- Source Monitoring – All water quality samples were collected from Well No. 5, as required. The table below summarizes Well No. 5’s current water quality for constituents of concern.

Month Sampled	1,1 DCE	TCE	PCE	All Other	Perchlorate	1,4-Dioxane	NDMA	Nitrate
	MCL= 6 ppb	MCL= 5 ppb	MCL= 5 ppb	VOCS	MCL= 6 ppb	NL= 1 ppb	NL= 10 ppt	MCL=10 ppm
Dec-20	2.1	3.1	12	ND	2.5	ND	ND	6.3

Capital / Special Projects

- San Fidel Well Field Treatment Feasibility Study – IPUC authorized Stetson Engineers to complete the groundwater treatment feasibility study. Stetson has completed the first technical memorandum, which discussed the accuracy of the groundwater basin model that will be used to model various extraction rates from the City’s wellfield. The technical memorandum was distributed to stakeholders and comments were submitted by EPA and the BPOU Responsible Parties. A second technical memorandum was completed, which evaluates the potential impacts on the Baldwin Park Operable Unit (BPOU) and the Puente Valley Operable Unit (PVOU) from operating the San Fidel Well Field at various extraction rates. The second technical memorandum was finalized and distributed to stakeholders and comments were submitted by the BPOU Responsible Parties. Currently, Stetson Engineers is working on a response document that addresses the comments of the BPOU Responsible Parties.
- Starhill Lane / 3rd Avenue and Don Julian / Basetdale Waterline Improvement Project – The 2017 CIWS Water Master Plan recommended improvements to waterlines in Starhill Lane and 3rd Avenue south of Lomas Avenue and in Don Julian Road from Orange Blossom Avenue to Basetdale Avenue. On July 9, 2020, the IPUC approved the plans and specifications for this project and authorized the solicitation of public bids.
- 4th Avenue and Trailside Drive – The 2017 CIWS Water Master Plan recommended improvements to waterlines in 4th Avenue and Trailside Drive. District staff is providing support to City staff and CNC during the design phase of this project.

Personnel

- As of December 31, 2020, the District will have 8 full-time field employees, 4 full-time office/administrative employees and 1 part-time office employee. A summary of the hourly rates for each District employee, as of Dec 31, 2020, is enclosed as **Attachment 7**.

Attachments

1. Statement of Revenue and Expenses for the 2nd Quarter of 2020-21.
2. Fund Disbursement List for 2nd Quarter of 2020-21.
3. Summary of Field Activities for 2nd Quarter of 2020-21.
4. Production Summary for 2nd Quarter of 2020-21.
5. CIWS – LPVCWD Water Exchange and Delivery Summary for 2nd Quarter of 2020-21.
6. Main San Gabriel Basin Hydrologic Report.
7. Summary of Hourly Rates for District Staff as of Dec 31, 2020.

Attachment 1

INDUSTRY PUBLIC UTILITIES - WATER OPERATIONS
Statement of Revenue and Expenses Summary
For the Period Ending December 31, 2020
(Unaudited)

	DECEMBER 2020	FISCAL YTD 2020-21	BUDGET 2020-21	50% OF BUDGET	FY END 2019-20
Total Operational Revenues	\$ 110,217	\$ 1,002,550	\$ 1,999,300	50%	\$ 1,871,073
Total Non-Operational Revenues	-	3,896	57,500	7%	44,057
TOTAL REVENUES	110,217	1,006,446	2,056,800	49%	1,915,129
Total Salaries & Benefits	36,016	325,446	706,400	46%	645,754
Total Supply & Treatment	3,758	104,338	735,700	14%	797,588
Total Other Operating Expenses	11,160	71,955	254,000	28%	160,713
Total General & Administrative	51,492	130,906	323,600	40%	259,901
Total Other & System Improvements	43,875	67,533	122,800	55%	145,714
NET OPERATING INCOME (LOSS)	146,300	700,178	2,142,500	33%	2,009,670
OPERATING INCOME	(36,083)	306,268	(85,700)		(94,541)
NET INCOME (LOSS)	\$ (36,083)	\$ 306,268	\$ (85,700)		\$ (94,541)

INDUSTRY PUBLIC UTILITIES - WATER OPERATIONS

Statement of Revenue and Expenses

For the Period Ending December 31, 2020

(Unaudited)

	DECEMBER 2020	FISCAL YTD 2020-21	BUDGET 2020-21	50% OF BUDGET	FY END 2019-20
Operational Revenues					
Water Sales	\$ 59,181	\$ 649,966	\$ 1,228,500	53%	\$ 1,135,989
Service Charges	46,546	299,395	645,800	46%	617,389
Customer Charges	545	2,245	18,000	12%	14,850
Fire Service	3,945	50,944	107,000	48%	102,845
<i>Total Operational Revenues</i>	110,217	1,002,550	1,999,300	50%	1,871,073
Non-Operational Revenues					
Contamination Reimbursement	-	-	40,000	0%	44,057
Developer Fees	-	3,896	2,500	156%	-
Miscellaneous Income	-	-	15,000	0%	-
<i>Total Non-Operational Revenues</i>	-	3,896	57,500	7%	44,057
TOTAL REVENUES	110,217	1,006,446	2,056,800	49%	1,915,129
Salaries & Benefits					
Administrative Salaries	17,380	104,693	211,000	50%	206,059
Field Salaries	5,694	104,569	243,000	43%	209,989
Employee Benefits	6,129	63,455	152,000	42%	131,644
Pension Plan	4,088	36,116	63,000	57%	63,217
Payroll Taxes	1,179	13,534	30,400	45%	27,988
Workman's Compensation	1,546	3,079	7,000	44%	6,858
<i>Total Salaries & Benefits</i>	36,016	325,446	706,400	46%	645,754
Supply & Treatment					
Purchased Water - Leased	-	-	261,100	0%	373,001
Purchased Water - Other	1,187	8,000	24,500	33%	17,027
Power	2,571	78,731	131,300	60%	124,327
Assessments	-	13,236	281,800	5%	235,093
Treatment	-	-	7,000	0%	5,471
Well & Pump Maintenance	-	4,371	30,000	15%	42,669
<i>Total Supply & Treatment</i>	3,758	104,338	735,700	14%	797,588
Other Operating Expenses					
General Plant	174	2,763	55,000	5%	7,276
Transmission & Distribution	(3,028)	36,997	85,000	44%	55,856
Vehicles & Equipment	-	-	36,000	0%	31,328
Field Support & Other Expenses	2,335	11,793	40,000	29%	32,298
Regulatory Compliance	11,678	20,402	38,000	54%	33,956
<i>Total Other Operating Expenses</i>	11,160	71,955	254,000	28%	160,713

INDUSTRY PUBLIC UTILITIES - WATER OPERATIONS

Statement of Revenue and Expenses

For the Period Ending December 31, 2020

(Unaudited)

	DECEMBER 2020	FISCAL YTD 2020-21	BUDGET 2020-21	50% OF BUDGET	FY END 2019-20
General & Administrative					
Management Fee	48,304	96,607	195,100	50%	191,320
Office Expenses	785	7,991	30,000	27%	21,009
Insurance	-	11,242	15,000	75%	12,843
Professional Services	-	1,493	35,000	4%	4,990
Customer Accounts	2,141	11,870	30,000	40%	22,170
Public Outreach & Conservation	14	82	15,000	1%	2,761
Other Administrative Expenses	249	1,621	3,500	46%	4,807
<i>Total General & Administrative</i>	51,492	130,906	323,600	40%	259,901
Other Exp. & System Improvements (Water Ops Fund)					
Fire Hydrant Repair/Replace	518	518	6,300	8%	9,543
Service Line Replacements	32,031	32,031	30,000	107%	38,073
Valve Replacements & Installations	492	492	19,500	3%	9,003
Meter Read Collection System	4,515	11,260	12,000	94%	-
SCADA Improvements	-	-	30,000	0%	-
Water Rate Study	-	-	-	N/A	40,989
Groundwater Treatment Facility Feas. Study	6,319	23,232	25,000	93%	48,107
<i>Total Other & System Improvements</i>	43,875	67,533	122,800	55%	145,714
TOTAL EXPENSES	146,300	700,178	2,142,500	33%	2,009,670
NET OPERATING INCOME (LOSS)	(36,083)	306,268	(85,700)		(94,541)

Attachment 2

Industry Public Utilities October 2020 Disbursements

Check #	Payee	Amount	Description
4261	Ferguson Waterworks	\$ 1,467.29	Developer Project
4262	G. M. Sager Construction	\$ 6,800.00	Patchwork
4263	Peck Road Gravel	\$ 700.00	Asphalt & Concrete Disposal
4264	Verizon Wireless	\$ 76.02	Cellular Service
4265	Verizon Wireless	\$ 433.96	Cellular Service
4266	Vulcan Materials Company	\$ 336.47	Field Supplies - Asphalt
4267	Weck Laboratories Inc	\$ 230.00	Water Sampling
4268	Western Water Works	\$ 2,430.24	Service Line Replacement
4269	G. M. Sager Construction	\$ 2,550.00	Patchwork
4270	ACWA/JPIA	\$ 1,532.72	Worker's Compensation Program
4271	ACWA/JPIA	\$ 14,989.50	Auto & General Liability Insurance
4272	Answering Service Care	\$ 151.92	Answering Service
4273	CCSInteractive	\$ 13.60	Monthly Website Hosting
4274	Highroad IT	\$ 268.00	Technical Support
4275	InfoSend	\$ 671.63	Billing Expense
4276	La Puente Valley County Water District	\$ 59,464.98	Labor Costs September 2020
4277	Locus Technology	\$ 924.00	Technical Support
4278	SoCal Gas	\$ 17.53	Gas Expense
4279	Underground Service Alert	\$ 75.36	Line Notifications
4280	Weck Laboratories Inc	\$ 107.50	Water Sampling
4281	Hunter Electric	\$ 559.26	Well Maintenance
4282	Janus Pest Management Inc	\$ 130.00	Rodent Control
4283	Peck Road Gravel	\$ 350.00	Asphalt & Concrete Disposal
4284	SC Edison	\$ 3,118.00	Power Expense
4285	Sunbelt Rentals	\$ 266.05	Equipment Rental
4286	Time Warner Cable	\$ 288.11	Telephone Service
4287	Time Warner Cable	\$ 77.77	Telephone Service
4288	Weck Laboratories Inc	\$ 122.50	Water Sampling
4289	Cell Business Equipment	\$ 69.56	Office Expense
4290	Eide Bailly LLP	\$ 162.50	Administrative Support
4291	Industry Public Utility Commission	\$ 982.55	Industry Hills Power Expense
4292	InfoSend	\$ 43.13	Billing Expense
4293	La Puente Valley County Water District	\$ 257.22	Bank Fee Reimbursement
4294	San Gabriel Basin WQA	\$ 6,618.00	Pumping Rights Assessments
4295	San Gabriel Valley Water Company	\$ 1,458.34	Purchased Water - Salt Lake
4296	Staples	\$ 68.05	Office Supplies
4297	Stetson Engineers Inc	\$ 3,242.50	Well Feasibility Study
4298	Vulcan Materials Company	\$ 338.70	Field Supplies - Asphalt
4299	Weck Laboratories Inc	\$ 107.50	Water Sampling
4300	Citi Cards	\$ 4,515.41	Well, Computer & Administrative Expenses
4301	Pumping Solutions Inc	\$ 843.00	Field Supplies
4302	SC Edison	\$ 12,445.84	Power Expense
4303	SoCal Gas	\$ 14.79	Gas Expense
4304	Verizon Wireless	\$ 114.78	Cellular Service
4305	Verizon Wireless	\$ 466.26	Cellular Service
4306	Western Water Works	\$ 19.63	Field Supplies

Industry Public Utilities October 2020 Disbursements - continued

Check #	Payee	Amount	Description
Autodeduct	Wells Fargo Merchant Fee's	\$ 21.23	Merchant Fee's
Autodeduct	Jack Henry & Associates	\$ 41.45	Web E-Check Fee's
Autodeduct	First Data Global Leasing	\$ 44.00	Credit Card Machine Lease
Autodeduct	Bluefin Payment Systems	<u>\$ 812.89</u>	Web CC Fee's
Total October 2020 Disbursements		<u>\$ 130,839.74</u>	

Industry Public Utilities November 2020 Disbursements

Check #	Payee	Amount	Description
4307	Answering Service Care	\$ 144.42	Answering Service
4308	CCSInteractive	\$ 13.60	Monthly Website Hosting
4309	Ferguson Waterworks	\$ 6,063.37	Meter Replacement
4310	Highroad IT	\$ 268.00	Technical Support
4311	La Puente Valley County Water District	\$ 62,073.54	Labor Costs October 2020
4312	Merritt's Hardware	\$ 22.39	Field Supplies
4313	Pumping Solutions Inc	\$ 84.30	Equipment Repair
4314	Underground Service Alert	\$ 95.16	Line Notifications
4315	Weck Laboratories Inc	\$ 230.00	Water Sampling
4316	Western Water Works	\$ 170.51	Developer Project
4317	InfoSend	\$ 674.72	Billing Expense
4318	Peck Road Gravel	\$ 210.00	Asphalt & Concrete Disposal
4319	SC Edison	\$ 2,111.71	Power Expense
4320	SoCal Gas	\$ 20.28	Gas Expense
4321	Time Warner Cable	\$ 77.77	Telephone Service
4322	Time Warner Cable	\$ 288.11	Telephone Service
4323	Weck Laboratories Inc	\$ 122.50	Water Sampling
4324	Betty Chu	\$ 15.90	Customer Overpayment Refund
4325	Ferguson Waterworks	\$ 3,434.96	Meter Reading Expense
4326	Janus Pest Management Inc	\$ 65.00	Pest Control
4327	La Puente Valley County Water District	\$ 266.17	Bank Fee Reimbursement
4328	Peck Road Gravel	\$ 280.00	Asphalt & Concrete Disposal
4329	San Gabriel Valley Water Company	\$ 1,027.07	Purchased Water - Salt Lake
4330	Staples	\$ 22.04	Office Supplies
4331	Stetson Engineers Inc	\$ 6,060.00	Well Feasibility Study
4332	Sunbelt Rentals	\$ 277.00	Equipment Rental
4333	Vulcan Materials Company	\$ 231.07	Field Supplies - Asphalt
4334	Western Water Works	\$ 268.19	Field Supplies
4335	Cell Business Equipment	\$ 32.11	Office Expense
4336	Dragon Fire Protection	\$ 154.27	Fire Extinguisher Maintenance
4337	Industry Public Utility Commission	\$ 735.41	Industry Hills Power Expense
4338	InfoSend	\$ 54.40	Billing Expense
4339	SC Edison	\$ 9,918.85	Power Expense
4340	SoCal Gas	\$ 16.27	Gas Expense
4341	Verizon Wireless	\$ 356.54	Cellular Service
4342	Verizon Wireless	\$ 77.72	Cellular Service
4343	Weck Laboratories Inc	\$ 215.00	Water Sampling
4344	Western Water Works	\$ 1,729.86	Field Supplies
Online	Home Depot Credit Services	\$ 279.08	Field Supplies
Online	County of LA Dept of Public Works	\$ 561.00	Permit Fee's
Autodeduct	Bluefin Payment Systems	\$ 1,389.86	Web Merchant Fee's
Autodeduct	First Data Global Leasing	\$ 44.00	Credit Card Machine Lease
Autodeduct	Jack Henry & Associates	\$ 41.45	Web E-Check Fee's
Autodeduct	Wells Fargo Merchant Fee's	\$ 29.46	Credit Card Merchant Fee's
Total November 2020 Disbursements		\$ 100,253.06	

Industry Public Utilities December 2020 Disbursements

Check #	Payee	Amount	Description
4345	CCSInteractive	\$ 13.60	Monthly Website Hosting
4346	E & M Tech Support	\$ 1,286.00	Technical Support & Software
4347	Eide Bailly LLP	\$ 715.00	Administrative Support
4348	Highroad IT	\$ 268.00	Technical Support
4349	InfoSend	\$ 0.10	Billing Expense
4350	La Puente Valley County Water District	\$ 47,880.96	Labor Costs November 2020
4351	State Water Resource Control Board	\$ 682.00	Annual Permit Fee
4352	Underground Service Alert	\$ 71.23	Line Notifications
4353	AIS Specialty Products Inc	\$ 605.75	Disinfectant Supplies
4354	Answering Service Care	\$ 189.45	Answering Service
4355	County of LA-Auditor Controller	\$ 37.40	Permit Fee's
4356	InfoSend	\$ 695.66	Billing Expense
4357	La Puente Valley County Water District	\$ 48,303.54	4th Quarter 2020 O&M Fee
4358	SC Edison	\$ 2,272.48	Power Expense
4359	SoCal Gas	\$ 17.71	Gas Expense
4360	Time Warner Cable	\$ 77.77	Telephone Service
4361	Vulcan Materials Company	\$ 1,084.54	Field Supplies - Asphalt
4362	Weck Laboratories Inc	\$ 262.50	Water Sampling
4363	Citi Cards	\$ 53.75	Administrative Expense
4364	Janus Pest Management Inc	\$ 65.00	Rodent Control
4365	La Puente Valley County Water District	\$ 283.23	Bank Fee's Reimbursement
4366	Locus Technology	\$ 212.11	Technical Support
4367	Time Warner Cable	\$ 288.11	Telephone Service
4368	CCSInteractive	\$ 13.60	Monthly Website Hosting
4369	Cell Business Equipment	\$ 16.79	Office Expense
4370	Eide Bailly LLP	\$ 95.40	Administrative Support
4371	G. M. Sager Construction	\$ 7,100.00	Patchwork
4372	Industry Public Utility Commission	\$ 803.27	Industry Hills Power Expense
4373	San Gabriel Valley Water Company	\$ 1,187.13	Purchased Water - Salt Lake
4374	Staples	\$ 214.26	Office Supplies
4375	Weck Laboratories Inc	\$ 230.00	Water Sampling
4376	InfoSend	\$ 47.56	Billing Expense
4377	Petty Cash	\$ 55.28	Office/Field Expense
4378	SC Edison	\$ 11,082.88	Power Expense
4379	SoCal Gas	\$ 14.79	Gas Expense
4380	State Water Resource Control Board	\$ 9,918.70	Water System Fee's
4381	Stetson Engineers Inc	\$ 6,318.75	Well Feasibility Study
4382	Verizon Wireless	\$ 78.53	Cellular Service
4383	Verizon Wireless	\$ 367.83	Cellular Service
4384	Weck Laboratories Inc	\$ 107.50	Water Sampling
Online	County of LA Dept of Public Works	\$ 1,122.00	Permit Fee's
Autodeduct	Bluefin Payment Systems	\$ 807.32	Web Merchant Fee's
Autodeduct	Jack Henry & Associates	\$ 39.95	Web E-Check Fee's
Autodeduct	Wells Fargo Merchant Fee's	\$ 21.34	Merchant Fee's
Autodeduct	First Data Global Leasing	\$ 44.00	Credit Card Machine Lease - Monthly

Total December 2020 Disbursements \$ 145,052.77

Attachment 3

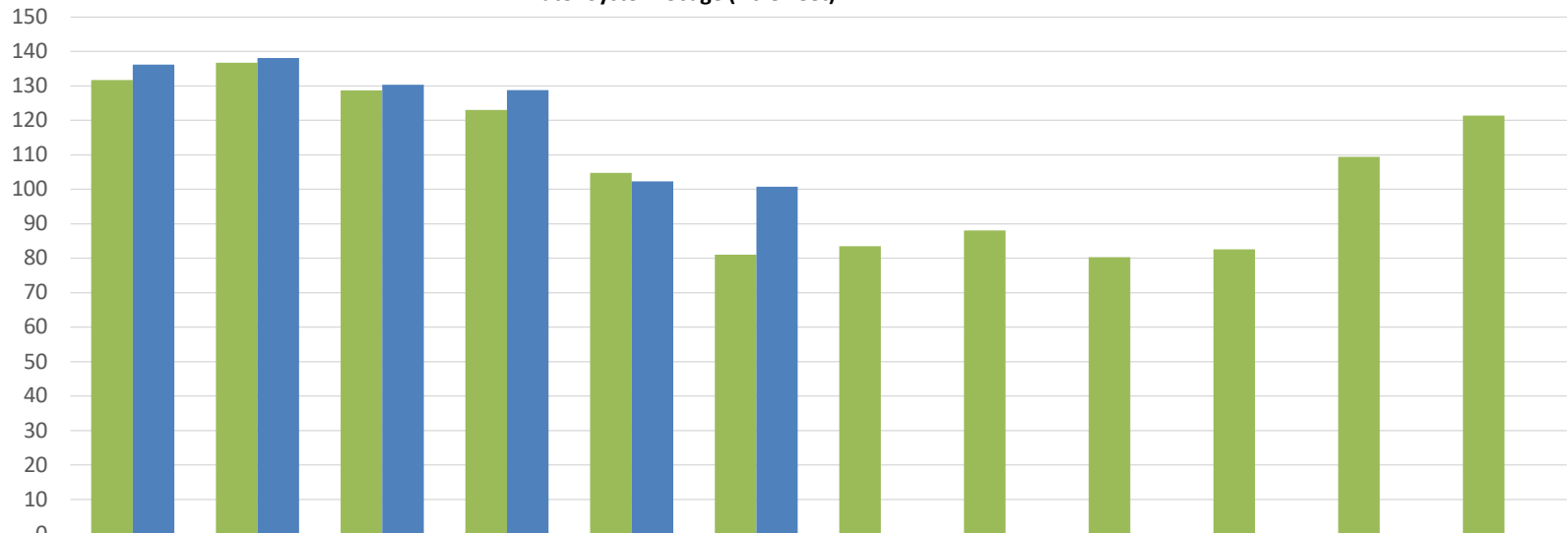
Attachment 4

Industry Public Utilities - Water Operations

PRODUCTION REPORT - FISCAL 2020-21

CIWS PRODUCTION	Jul-20	Aug-20	Sep-20	Oct-20	Nov-20	Dec-20	Jan-21	Feb-21	Mar-21	Apr-21	May-21	Jun-21	2020-21 FISCAL	2019-20 FISCAL
COI Well No. 5 To SGVCW B5	174.49	169.57	169.23	171.42	171.78	169.13							1025.62	1735.97
Interconnections to CIWS														
SGVWC Salt Lake Ave	0.65	0.80	0.85	0.58	0.55	0.56							3.99	7.89
SGVWC Lomas Ave	134.49	139.27	128.87	128.87	111.43	99.89							742.82	1349.57
SGVWC Workman Mill Rd	0.00	0.00	0.00	0.00	0.00	0.00							0.00	0.60
Interconnections from LPVCWD	3.94	2.64	3.10	2.98	2.51	2.05							17.22	39.96
Subtotal	<u>139.08</u>	<u>142.71</u>	<u>132.82</u>	<u>132.43</u>	<u>114.49</u>	<u>102.50</u>	<u>0.00</u>	<u>0.00</u>	<u>0.00</u>	<u>0.00</u>	<u>0.00</u>	<u>0.00</u>	764.03	<u>1398.02</u>
Interconnections to LPVCWD	2.92	4.60	2.45	3.63	12.20	1.70							27.50	<u>126.79</u>
Production for CIWS 2019-20	<u>136.16</u>	<u>138.11</u>	<u>130.37</u>	<u>128.80</u>	<u>102.29</u>	<u>100.80</u>	<u>0.00</u>	<u>0.00</u>	<u>0.00</u>	<u>0.00</u>	<u>0.00</u>	<u>0.00</u>	736.53	1271.23

Water System Usage (Acre Feet)



CIWS Production 2019-20
 CIWS Production 2020-21

Attachment 5

CIWS-LPVCWD WATER EXCHANGE SUMMARY (pursuant to July 2015 Water Exchange and Supply Agreement)

Deliveries from LPVCWD to CIWS

Report for Second Quarter 20/21

QTR	Zone 488 Deliveries							Zone 775 Deliveries							Combined		
	Connection 1	Connection 2	Connection 3	Connection 3A	Zone 488 Total	Zone 488 Running Total	Zone 488 Previous Year	Connection 4	Connection 5	Connection 6	Connection 7	Connection 7A	Zone 775 Total	Zone 775 Running Total	Zone 775 Previous Year	Total	Running Total
Prior Period (19-20)					203.53	203.53	203.53						161.20	161.20	161.20	364.73	364.73
20-21 QTR 1	2.47	0.00	0.00	0.00	2.47	206.00				7.21	0.00		7.21	168.41	0.00	9.68	374.41
20-21 QTR 2	5.17	0.00	0.00	0.00	5.17	211.17				2.37	0.00		2.37	170.78	0.00	7.54	381.95
20-21 QTR 3					0.00	211.17							0.00	170.78	0.00	0.00	381.95
20-21 QTR 4					0.00	211.17							0.00	170.78	0.00	0.00	381.95
Annual Total	7.64	0.00	0.00	0.00	211.17		203.53			9.58	0.00		170.78		161.20	381.95	381.95

Deliveries from CIWS to LPVCWD

QTR	Zone 488 Deliveries							Zone 775 Deliveries							Combined		
	Connection 1	Connection 2	Connection 3	Connection 3A	Zone 488 Total	Zone 488 Running Total	Zone 488 Previous Year	Connection 4	Connection 5	Connection 6	Connection 7	Connection 7A	Zone 775 Total	Zone 775 Running Total	Zone 775 Previous Year	Total	Running Total
Prior Period (19-20)					138.11	138.11	138.11						130.67	130.67	130.67	268.78	268.78
20-21 QTR 1	0.00	0.00		0.00	0.00	138.11		2.45	1.10	6.65	0.24		10.44	141.11	0.00	10.44	279.22
20-21 QTR 2	7.93	0.00		0.00	7.93	146.04		2.87	0.79	6.19	0.23		10.08	151.19	0.00	18.01	297.23
20-21 QTR 3					0.00	146.04							0.00	151.19	0.00	0.00	297.23
20-21 QTR 4					0.00	146.04							0.00	151.19	0.00	0.00	297.23
Annual Total	7.93	0.00		0.00	146.04		138.11	5.32	1.89	12.84	0.47		151.19		130.67	297.23	297.23

Delivery Summary

Quarter	A			B		C			D		E			
	LPVCWD Total to CIWS	CIWS Total to LPVCWD	Difference	LPVCWD to CIWS in 488	CIWS to LPVCWD in 488	488 Difference	Amount unable to exchange within 12 months in 488	CIWS owes \$ to LPVCWD for 448 Deliveries	LPVCWD to CIWS in 775	CIWS to LPVCWD in 775	775 Difference	Amount unable to exchange within 12 months in 775	LPVCWD owes \$ to CIWS for 775 Deliveries	LPVCWD Owes \$ to CIWS
Prior Period (19-20)	364.73	268.78	-95.95	203.53	138.11	-65.42	0.00	0.00	161.20	130.67	-30.53	0.00	0.00	0.00
20-21 QTR 1	9.68	10.44	0.76	2.47	0.00	-2.47	0.00	0.00	7.21	10.44	3.23	0.00	0.00	0.00
20-21 QTR 2	7.54	18.01	10.47	5.17	7.93	2.76	0.00	0.00	2.37	10.08	7.71	0.00	0.00	0.00
20-21 QTR 3	0.00	0.00	0.00	0.00	0.00	0.00	0.00	0.00	0.00	0.00	0.00	0.00	0.00	0.00
20-21 QTR 4	0.00	0.00	0.00	0.00	0.00	0.00	0.00	0.00	0.00	0.00	0.00	0.00	0.00	0.00
Running Total	381.95	297.23	-84.72	211.17	146.04	-65.13			170.78	151.19	-19.59			

Balance Owed by CIWS to LPVCWD Overall

84.72

Balance Owed to LPVCWD in 488

65.13

Balance Owed to LPVCWD in 775

19.59

Notes:

Calculation of payment is not applicable until a full 12 months into the agreement that was entered into in July 2015

Column A represents water delivered in Zone 488 that was not redelivered within 12 months.

Column B represents the undelivered amount multiplied by the agreed the rate to convey water to the 448 zone as detailed in example table above.

Column C represents water delivered in Zone 775 that was not redelivered within 12 months.

Column D represents the undelivered amount multiplied by the agreed upon rate to convey water to the 775 zone as detailed in example table above.

Column E represents the difference between what each party owes.

Attachment 6



JANUARY 6, 2021

**REPORT OF THE WATERMASTER ENGINEER
ON HYDROLOGIC CONDITIONS**

+ *Baldwin Park Key Well (see attached graph)*

- Located in the central portion of the San Gabriel Valley within the City of Baldwin Park and used as a general indication of water elevations throughout the San Gabriel Valley
- One vertical foot is equivalent to about 8,000 acre-feet of groundwater in the Main Basin
- On November 20, 2020, the Baldwin Park Key Well groundwater elevation was 199.6 feet.
- On December 23, 2020, the Baldwin Park Key Well groundwater elevation was 200.2 feet, a decrease of 0.1 feet from the prior week. **The historic low was 169.4 feet on November 21, 2018.**
 - ❖ An increase of about 0.6 feet from the prior month.
 - ❖ About 12 feet lower than one year ago (represents 96,000 acre-feet). Includes an estimated 203,000 acre-feet of untreated imported water in cyclic storage accounts, which represents about 25 feet of groundwater elevation at the Key Well.
 - Producer Cyclic Storage – 39,000 AF
 - MWD Cyclic Storage (for UD RDA delivery) – 115,000 AF
 - Other Cyclic Storage – 49,000 AF

+ *Rainfall (see attached graphs)*

- Data are readily available on a daily basis and are indicative of comparative amount of rainfall in the San Gabriel Valley (percent of average)
- Puddingstone Dam as of December 27, 2020
 - ❖ Average rainfall from July 1st through December 27th of each year is about 5.56 inches
 - ❖ Rainfall during July 1, 2020 through December 27, 2020 is about 0.21 inches, which is about four percent of average.
 - ❖ Rainfall during July 1, 2019 through December 27, 2019 was about 7.31 inches, which was about 131 percent of average.
- Los Angeles Civic Center as of December 27, 2020
 - ❖ Average rainfall from July 1st through December 27th of each year is about 3.85 inches
 - ❖ Rainfall during July 1, 2020 through December 27, 2020 is about 0.13 inches, which is about three percent of average.

- ❖ Rainfall during July 1, 2019 through December 27, 2019 was about 6.31 inches, which was about 163 percent of average.

✚ Reservoir Storage and Releases

- There are three dams and reservoirs located along the San Gabriel River above San Gabriel Canyon. Their primary function is for flood control and also used to store watershed runoff for subsequent groundwater replenishment.
 - ❖ Cogswell Reservoir is located highest in the watershed and has a maximum storage capacity of 10,475 acre-feet
 - ❖ San Gabriel Reservoir is located downstream of and receives releases from Cogswell Reservoir, and has a maximum storage capacity of 44,044 acre-feet
 - ❖ Morris Reservoir is located downstream of and receives releases from San Gabriel Reservoir, and has a maximum storage capacity of 28,736 acre-feet. Releases from Morris Reservoir and San Gabriel Reservoir are used at local surface water treatment plants and used for groundwater replenishment
 - ❖ Total storage capacity is 83,255 acre-feet
 - ❖ The combined minimum pool behind Cogswell, San Gabriel and Morris Reservoirs is about 10,500 acre-feet.
 - ❖ Combined storage as of December 28, 2020 was 13,875 acre-feet (about 17 percent of capacity). **Excluding minimum pool storage, about 3,400 acre-feet is available for direct use or groundwater replenishment.**
 - ❖ San Gabriel Reservoir inflow was 30 cfs and release was 22 cfs as of December 28, 2020.
 - ❖ Morris Reservoir inflow was 36 cfs and release was 45 cfs as of December 28, 2020. All of the release was diverted from the San Gabriel River at the Azusa Duarte intake for use by Committee of Nine.

✚ Untreated Imported Water Deliveries

- Upper District
 - ❖ USG-3 is located in San Gabriel Canyon just below Morris Dam, it represents Upper District's primary point of delivery of untreated imported water for groundwater replenishment to the San Gabriel Valley. The typical delivery rate is about 190 cfs (or about 375 acre-feet per day)
 - ❖ During November 2020, Upper District delivered 10,179.5 acre-feet through USG-3 for producer cyclic storage.
 - ❖ During November 2020, Upper District did not make deliveries to the San Gabriel Canyon.
- Three Valleys District
 - ❖ During November 2020, Three Valleys District delivered 151.7 acre-feet through PM-26.
 - ❖ During November 2020, Three Valleys District did not make deliveries through USG-3 and to the San Gabriel Canyon.

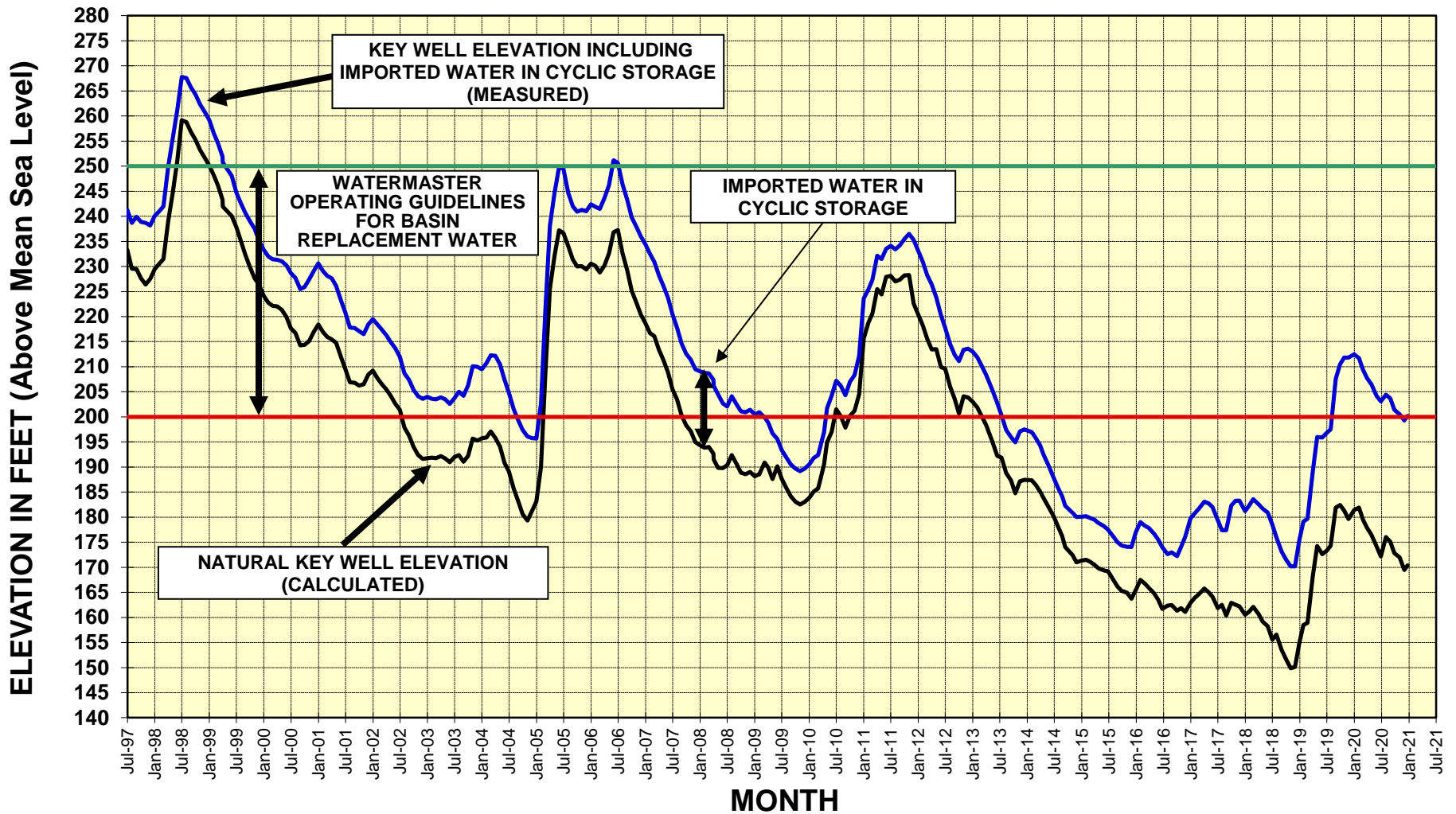
Report of the Watermaster Engineer on Hydrologic Conditions – January 6, 2021 (continued)

- San Gabriel District
 - ❖ During November 2020, San Gabriel did not make deliveries to the San Gabriel Canyon and to the San Gabriel River.

✚ **Landfill Report**

- Watermaster staff toured the following landfills during the month of December 2020:
 - ❖ Azusa Land Reclamation
 - ❖ Peck Road
 - ❖ Arcadia Reclamation Inc. (formerly Nu Way – Arrow)
- During the tour, Watermaster staff found that each landfill appeared to operate consistent with the conditions under each landfill's permit.

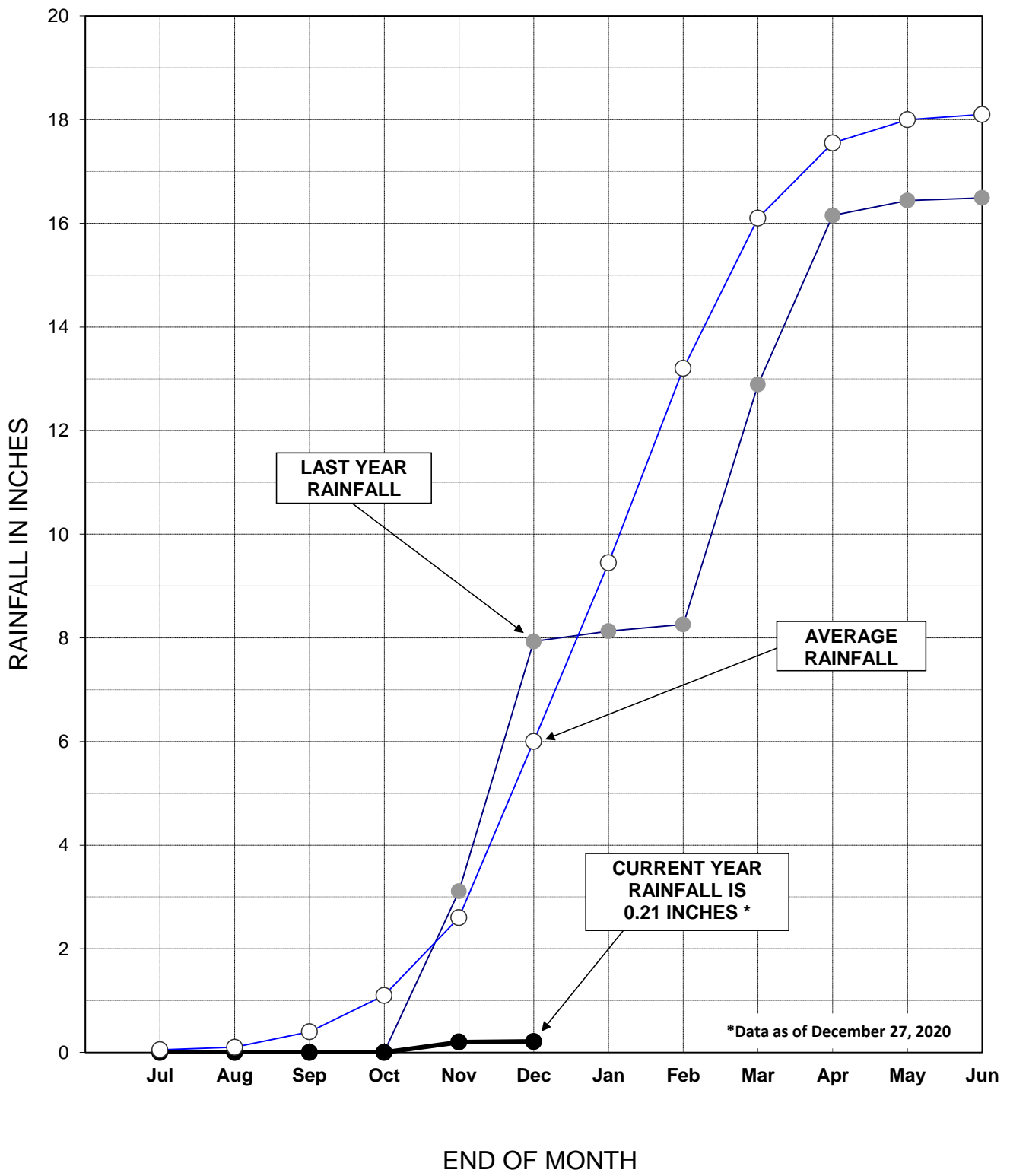
Z:\Jobs\1205\1205-01\Engineer's Report\ENGINEERS REPORT for WM Board members.doc



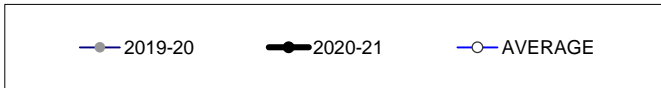
MAIN SAN GABRIEL BASIN WATERMASTER



**BALDWIN PARK KEY WELL
GROUNDWATER ELEVATION**



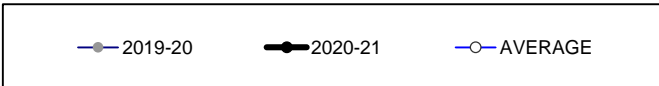
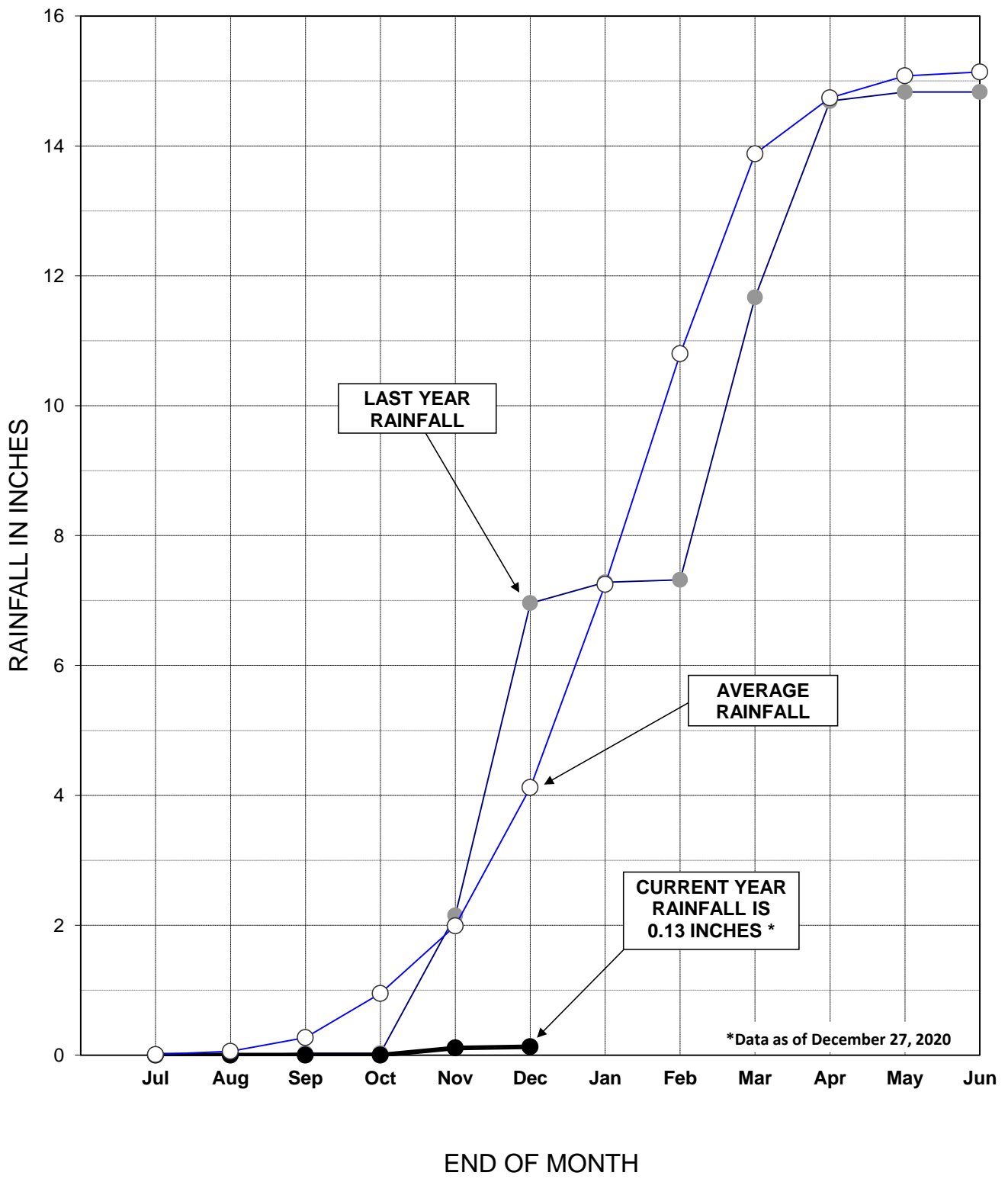
*Data as of December 27, 2020



STETSON ENGINEERS INC.
 Covina San Rafael Mesa, Arizona
 WATER RESOURCE ENGINEERS

MAIN SAN GABRIEL BASIN WATERMASTER

**ACCUMULATED RAINFALL
 AT PUDDINGSTONE DAM (STATION NO. 96-C)**



STETSON ENGINEERS INC.
 Covina San Rafael Mesa, Arizona
 WATER RESOURCE ENGINEERS

MAIN SAN GABRIEL BASIN WATERMASTER

**ACCUMULATED RAINFALL
 AT LOS ANGELES CIVIC CENTER**

Attachment 7

LPVCWD
Salary & Benefits Billing Summary
Dec-20

Employee	No.	Hourly Rate (incl. payroll taxes)	OT Hourly (incl. payroll taxes)	Benefits per Hour (w/out PERS)	CalPERS per Hour	Wages, Benefits, & CalPERS Hourly
General Manager	40	\$ 83.67	N/A	\$ 18.87	\$ 17.58	\$ 120.12
Office Manager	9	\$ 51.32	N/A	\$ 20.88	\$ 10.78	\$ 82.98
Lead Customer Service Clerk	11	\$ 30.33	\$ 45.50	\$ 12.74	\$ 6.37	\$ 49.44
Customer Service & Accounting Clerk II	33	\$ 27.76	\$ 41.64	\$ 21.22	\$ 2.15	\$ 51.13
Customer Service & Accounting Clerk I	44	\$ 20.69	\$ 31.04	\$ 0.51	\$ 1.18	\$ 22.37
Distribution Supervisor	7	\$ 45.90	\$ 68.85	\$ 19.65	\$ 9.65	\$ 75.19
Water Treatment & Supply Supervisor	12	\$ 51.43	\$ 77.15	\$ 23.91	\$ 10.81	\$ 86.15
Water System Operator II	23	\$ 37.98	\$ 56.97	\$ 22.31	\$ 7.98	\$ 68.28
Lead Water System Operator	15	\$ 40.29	\$ 60.44	\$ 22.54	\$ 8.47	\$ 71.30
Water System Maintenance Worker	WSMW	\$ -	\$ -	\$ -	\$ -	\$ -
Water System Operator I	22	\$ 31.18	\$ 46.77	\$ 21.42	\$ 6.55	\$ 59.15
Water System Operator I	31	\$ 31.12	\$ 46.68	\$ 21.43	\$ 6.54	\$ 59.09
Water System Operator II	38	\$ 37.97	\$ 56.96	\$ 20.03	\$ 2.94	\$ 60.94
Operations & Maintenance Superintendent	46	\$ 52.15	\$ 78.23	\$ 19.40	\$ 10.96	\$ 82.51

La Puente Water District January 2021 Disbursements

Check #	Payee	Amount	Description
8441	ACWA/JPIA	\$ 31,785.07	Health Benefits
8442	Lincoln National Life Insurance Company	\$ 613.88	Disability Insurance
8443	MetLife	\$ 209.29	Life Insurance
8444	Premier Access Insurance Co	\$ 2,861.19	Dental Insurance
8445	Arturo B Briseno Jr	\$ 350.00	Clothing Allowance
8446	Anaheim Urgent Care Inc	\$ 125.00	Administrative Expense
8447	Continental Utility Solutions Inc	\$ 2,539.35	Annual Maintenance & Technical Support
8448	Coverall North America Inc	\$ 255.00	Cleaning Service
8449	Eurofins Eaton Analytical Inc	\$ 80.00	Water Sampling
8450	Ferguson Waterworks	\$ 5,985.00	Meter Reading Expense
8451	Highroad IT	\$ 402.00	Technical Support
8452	Industry Hose & Fasteners	\$ 20.61	Field Supplies
8453	InfoSend	\$ 861.53	Billing Expense
8454	Interstate Billing Service Inc	\$ 2,863.18	Truck Maintenance
8455	Jiffy Lube My Fleet Center	\$ 139.28	Truck Maintenance
8456	McCalls Meter Sales & Service	\$ 356.21	Meter Expense
8457	Merritt's Hardware	\$ 81.83	Field Supplies
8458	MJM Communications & Fire	\$ 720.00	Security Monitoring
8459	Public Water Agencies Group	\$ 1,453.25	Emergency Preparedness Program
8460	SC Edison	\$ 3,678.65	Power Expense
8461	Superior Laundry - Laundry Up	\$ 398.41	Uniform Maintenance
8462	Underground Service Alert	\$ 76.20	Line Notifications
8463	Valley Vista Services	\$ 324.16	Trash Service
8464	Vulcan Materials Company	\$ 333.47	Asphalt & Concrete Disposal
8465	Weck Laboratories Inc	\$ 89.00	Water Sampling
8466	Eurofins Eaton Analytical Inc	\$ 360.00	Water Sampling
8467	Hach Company	\$ 685.28	Treatment Supplies
8468	Harrington Industrial Plastics	\$ 17,281.14	Tank Installations
8469	Locus Technology	\$ 504.00	Technical Support
8470	Northstar Chemical	\$ 9,503.89	Chemicals Expense
8471	Sierra Instruments	\$ 669.17	VOC Treatment
8472	Weck Laboratories Inc	\$ 2,362.25	Water Sampling
8473	Weck Laboratories Inc	\$ 3,088.25	Water Sampling
8474	Weck Laboratories Inc	\$ 451.00	Water Sampling
8475	ACWA/JPIA	\$ 6,185.01	Workers' Compensation Program
8476	Answering Service Care	\$ 298.08	Answering Service
8477	CCSInteractive	\$ 54.40	Monthly Website Hosting
8478	Chevron	\$ 1,811.10	Truck Fuel
8479	Doty Bros Equipment Co	\$ 6,166.91	Leak Repair
8480	Eurofins Eaton Analytical Inc	\$ 40.00	Water Sampling
8481	Ferguson Waterworks	\$ 3,696.50	Meter Expense
8482	G. M. Sager Construction	\$ 7,250.00	Well 5 Improvement Project
8483	Hunter Electric	\$ 4,547.05	Building Maintenance
8484	Industry Tire Service Inc	\$ 25.00	Truck Maintenance
8485	Jiffy Lube My Fleet Center	\$ 89.81	Truck Maintenance
8486	NJB Soft	\$ 3,870.00	Compliance Software

La Puente Water District January 2021 Disbursements

Check #	Payee	Amount	Description
8487	San Gabriel Valley Water Association	\$ 1,964.12	Producer Dues
8488	San Gabriel Valley Water Company	\$ 153.78	Water Service @ Treatment Plant
8489	SC Edison	\$ 127.85	Power Expense
8490	Tetra Tech Inc	\$ 1,050.00	Recycled Water Project
8491	Time Warner Cable	\$ 287.75	Telephone Service
8492	Weck Laboratories Inc	\$ 104.00	Water Sampling
8493	Western Water Works	\$ 685.41	Field Supplies - Inventory
8494	Time Warner Cable	\$ 691.45	Telephone Service
8495	United Site Services of Calif Inc	\$ 436.80	Restroom Service @ Treatment Plant
8496	Waste Management of SG Valley	\$ 219.50	Trash Service
8497	ACWA/JPIA	\$ 31,922.00	Health Benefits
8498	Doty Bros Equipment Co	\$ 276.12	Welding Repair
8499	Ed Butts Ford	\$ 329.05	Truck Maintenance
8500	Eurofins Eaton Analytical Inc	\$ 40.00	Water Sampling
8501	Ferguson Waterworks	\$ 1,722.60	Meter Expense
8502	Highroad IT	\$ 1,100.00	Antivirus & Security Protection
8503	Jack Henry & Associates	\$ 58.25	Web E-Check Fee's
8505	Red Wing Shoes	\$ 274.82	Clothing Allowance
8506	Right of Way Inc	\$ 275.68	Safety Supplies
8507	Staples	\$ 168.78	Office Expense
8508	Time Warner Cable	\$ 316.97	Telephone Service
8509	Western Water Works	\$ 2,359.50	Field Supplies - Inventory
8510	Citi Cards	\$ 1,870.10	Administrative Expenses
8511	Lincoln National Life Insurance Company	\$ 565.76	Disability Insurance
8512	Petty Cash	\$ 30.00	Office/Field Expense
8513	CBRE Inc	\$ 2,750.00	Recycled Water Project
8514	Cell Business Equipment	\$ 31.54	Office Expense
8515	Concentra	\$ 152.00	Administrative Expense
8516	Continental Utility Solutions Inc	\$ 1,000.00	Web Payment Portal Service
8517	Eide Bailly LLP	\$ 2,998.75	Administrative Support
8518	Eurofins Eaton Analytical Inc	\$ 80.00	Water Sampling
8519	Evoqua	\$ 247,069.51	Nitrate Project
8520	Ferguson Waterworks	\$ 2,538.30	Meter Expense
8521	Industry Hose & Fasteners	\$ 73.03	Field Supplies
8522	InfoSend	\$ 45.07	Billing Expense
8523	Jiffy Lube My Fleet Center	\$ 123.56	Truck Maintenance
8524	MetLife	\$ 192.60	Life Insurance
8525	Premier Access Insurance Co	\$ 2,861.19	Dental Insurance
8526	Tuff Shed Inc	\$ 375.00	Well 5 Improvement Project
8527	Verizon Wireless	\$ 47.76	Cellular Service
8528	Verizon Wireless	\$ 181.59	Cellular Service
8529	Weck Laboratories Inc	\$ 134.50	Water Sampling
8530	Wesco Security Systems Inc	\$ 282.00	Security Monitoring
8531	SC Edison	\$ 32,126.18	Power Expense
8532	Verizon Wireless	\$ 71.64	Cellular Service

La Puente Water District January 2021 Disbursements

Check #	Payee	Amount	Description
Online	Home Depot	\$ 324.77	Field Supplies
Online	Lincoln Financial Group	\$ 6,771.66	Deferred Comp
Online	CalPERS	\$ 13,018.49	Retirement Program
Online	Employment Development Dept	\$ 8,293.69	California State & Unemployment Taxes
Online	United States Treasury	\$ 28,092.54	Federal, Social Security & Medicare Taxes
Autodeduct	Bluefin Payment Systems	\$ 991.30	Web Merchant Fee's
Autodeduct	Wells Fargo	\$ 497.87	Bank Fee's
Autodeduct	Wells Fargo	\$ 30.77	Merchant Fee's
Autodeduct	First Data Global Leasing	\$ 44.00	Credit Card Machine Lease
	Total Payments	<u>\$ 523,770.00</u>	

La Puente Valley County Water District
Payroll Summary
January 2021

	January 2021
Employee Wages, Taxes and Adjustments	
Gross Pay	
Total Gross Pay	110,720.66
Deductions from Gross Pay	
Total Deductions from Gross Pay	<u>-8,705.24</u>
Adjusted Gross Pay	102,015.42
Taxes Withheld	
Federal Withholding	-11,127.00
Medicare Employee	-1,607.83
Social Security Employee	-6,874.94
CA - Withholding	-4,826.86
Medicare Employee Addl Tax	0.00
Total Taxes Withheld	<u>-24,436.63</u>
Net Pay	<u>77,578.79</u>
Employer Taxes and Contributions	
Medicare Company	1,607.83
Social Security Company	6,874.94
CA - Unemployment	1,132.44
CA - Employment Training Tax	75.50
Total Employer Taxes and Contributions	<u>9,855.71</u>

La Puente Water District January 2021 Disbursements

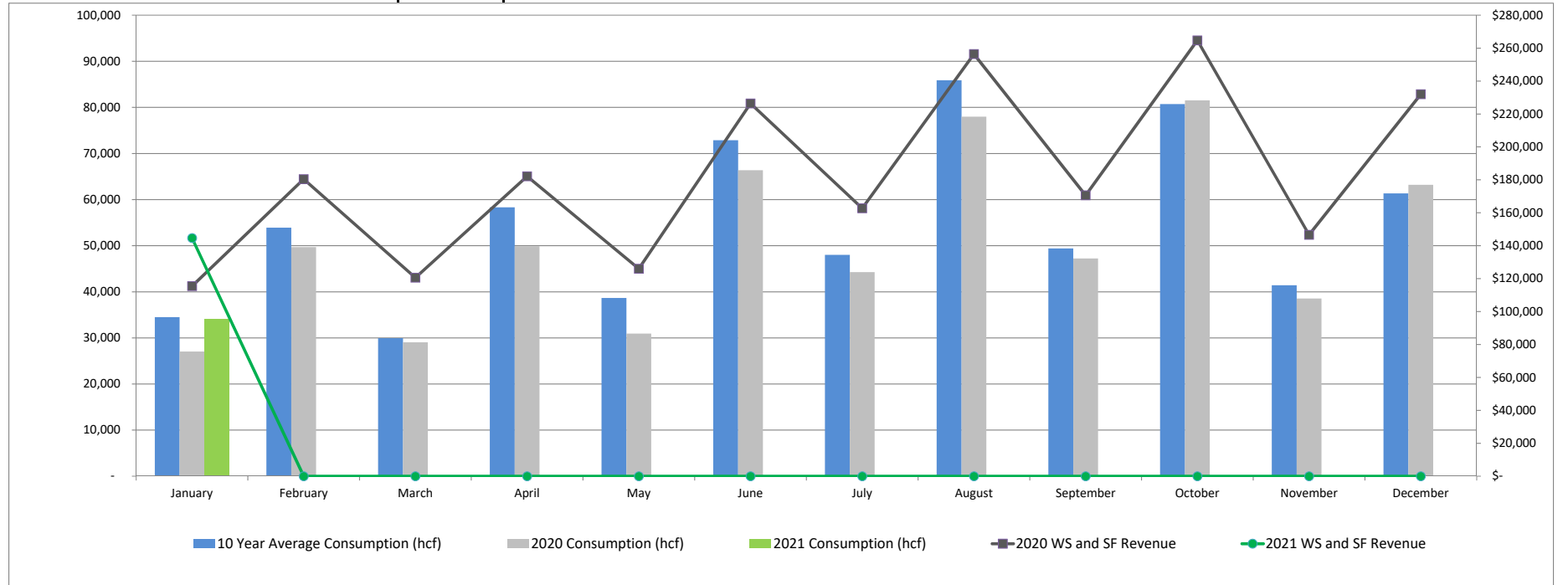
Total Vendor Payables	<u>\$ 523,770.00</u>
Total Payroll	<u>\$ 77,578.79</u>
Total January 2021 Disbursements	<u>\$ 601,348.79</u>

Industry Public Utilities January 2021 Disbursements

Check #	Payee	Amount	Description
4385	Continental Utility Solutions Inc	\$ 1,915.65	Annual Maintenance & Technical Support
4386	Ferguson Waterworks	\$ 4,515.00	Meter Reading Expense
4387	Highroad IT	\$ 268.00	Technical Support
4388	Industry Hose & Fasteners	\$ 20.60	Field Supplies
4389	InfoSend	\$ 678.09	Billing Expense
4390	La Puente Valley County Water District	\$ 57,910.21	Labor Costs December 2020
4391	Merritt's Hardware	\$ 38.97	Field Supplies
4392	MJM Communications & Fire	\$ 180.00	Security Monitoring
4393	Time Warner Cable	\$ 81.64	Telephone Service
4394	Underground Service Alert	\$ 76.18	Line Notifications
4395	Vulcan Materials Company	\$ 333.47	Asphalt & Concrete Disposal
4396	Weck Laboratories Inc	\$ 230.00	Water Sampling
4397	ACWA/JPIA	\$ 1,546.25	Worker's Compensation Program
4398	Answering Service Care	\$ 298.07	Answering Service
4399	CCSInteractive	\$ 13.60	Monthly Website Hosting
4400	NJB Soft	\$ 430.00	Compliance Software
4401	SC Edison	\$ 1,876.52	Power Expense
4402	SoCal Gas	\$ 16.27	Gas Expense
4403	Time Warner Cable	\$ 287.75	Telephone Service
4404	Weck Laboratories Inc	\$ 122.50	Water Sampling
4405	Citi Cards	\$ 53.75	Administrative Expense
4406	Highroad IT	\$ 780.00	Antivirus & Security Support
4407	Industry Public Utility Commission	\$ 694.12	Industry Hills Power Expense
4408	Janus Pest Management Inc	\$ 65.00	Rodent Control
4409	La Puente Valley County Water District	\$ 248.93	Bank Fee's Reimbursement
4410	Right of Way Inc	\$ 275.67	Safety Supplies
4412	San Gabriel Valley Water Company	\$ 1,097.34	Purchased Water - Salt Lake
4413	Staples	\$ 302.15	Office Supplies
4414	Stetson Engineers Inc	\$ 6,307.50	Well Feasibility Study
4415	Weck Laboratories Inc	\$ 35.00	Water Sampling
4416	Cell Business Equipment	\$ 31.53	Office Expense
4417	Continental Utility Solutions Inc	\$ 1,000.00	Web Payment Portal Service
4418	Eide Bailly LLP	\$ 227.50	Administrative Support
4419	Industry Hose & Fasteners	\$ 73.03	Field Supplies
4420	InfoSend	\$ 57.43	Billing Expense
4421	La Puente Valley County Water District	\$ 15,799.40	Vehicle, Equipment & Fuel Reimbursement
4422	SC Edison	\$ 9,696.16	Power Expense
4423	SoCal Gas	\$ 16.27	Gas Expense
4424	Verizon Wireless	\$ 181.59	Cellular Service
4425	Verizon Wireless	\$ 47.76	Cellular Service
4426	Weck Laboratories Inc	\$ 107.50	Water Sampling
Online	County of LA Dept of Public Works	\$ 1,606.00	Permit Fee's
Autodeduct	Wells Fargo Merchant Fee's	\$ 25.37	Merchant Fee's
Autodeduct	Bluefin Payment Systems	\$ 1,221.16	Web Merchant Fee's
Autodeduct	Jack Henry & Associates	\$ 45.95	Web E-Check Fee's
Autodeduct	First Data Global Leasing	\$ 44.00	Credit Card Machine Lease - Monthly
Total January 2021 Disbursements		\$ 110,878.88	

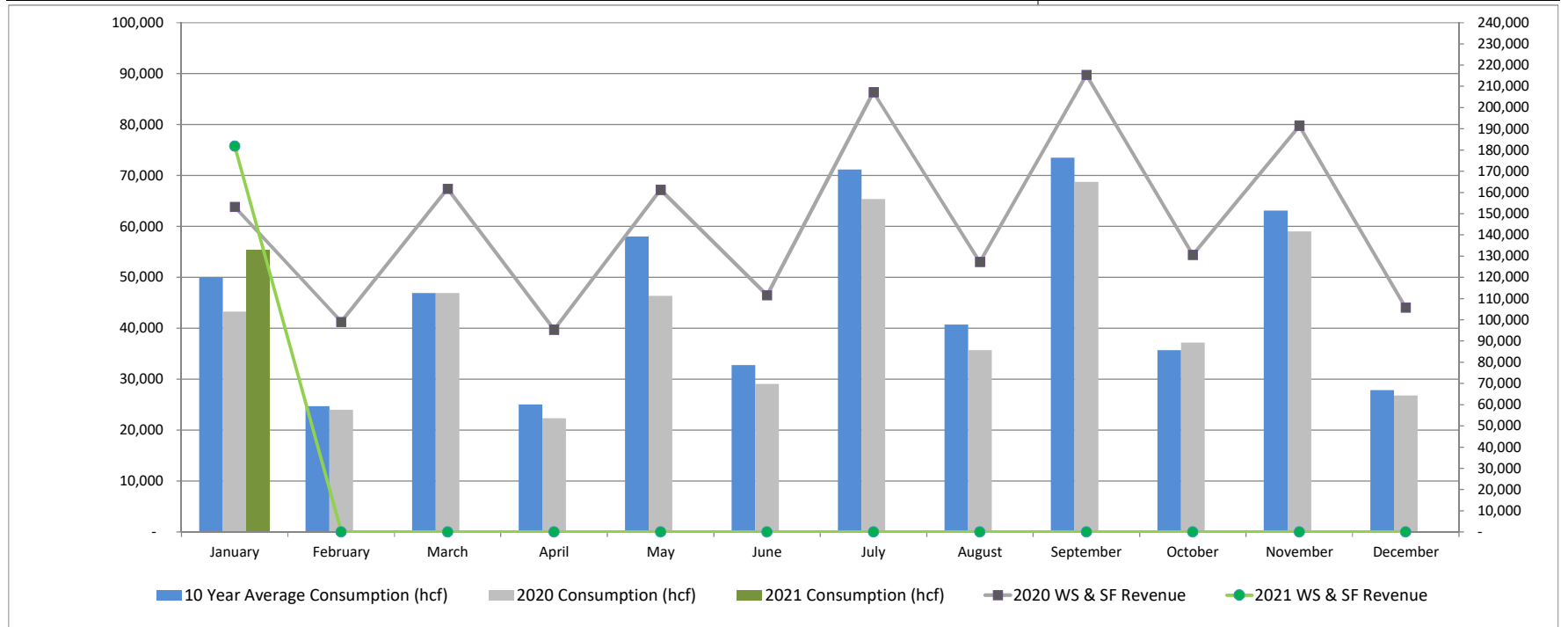
WATER SALES REPORT LPVCWD 2021

LPVCWD	January	February	March	April	May	June	July	August	September	October	November	December	YTD
No. of Customers	1,234	-	-	-	-	-	-	-	-	-	-	-	1,234
2021 Consumption (hcf)	34,084	-	-	-	-	-	-	-	-	-	-	-	34,084
2020 Consumption (hcf)	27,032	49,681	29,037	49,852	30,940	66,359	44,248	77,980	47,229	81,509	38,530	63,201	605,598
2021 Water Sales	\$ 85,585	\$ -	\$ -	\$ -	\$ -	\$ -	\$ -	\$ -	\$ -	\$ -	\$ -	\$ -	\$ 85,585
2020 Water Sales	60,668	\$ 115,912	\$ 65,851	\$ 117,505	\$ 71,375	\$ 161,813	\$ 108,033	\$ 191,782	\$ 115,906	\$ 199,904	\$ 91,717	\$ 162,205	\$ 1,462,671
2021 Service Fees	\$ 59,080	\$ -	\$ -	\$ -	\$ -	\$ -	\$ -	\$ -	\$ -	\$ -	\$ -	\$ -	\$ 59,080
2020 Service Fees	\$ 54,774	\$ 64,568	\$ 54,738	\$ 64,626	\$ 54,693	\$ 64,589	\$ 54,645	\$ 64,640	\$ 54,709	\$ 64,820	\$ 54,888	\$ 69,808	\$ 721,498
2021 Hyd Fees	\$ 950	\$ -	\$ -	\$ -	\$ -	\$ -	\$ -	\$ -	\$ -	\$ -	\$ -	\$ -	\$ 950
2021 DC Fees	\$ 330	\$ -	\$ -	\$ -	\$ -	\$ -	\$ -	\$ -	\$ -	\$ -	\$ -	\$ -	\$ 330
2021 System Revenue	\$ 145,946	\$ -	\$ -	\$ -	\$ -	\$ -	\$ -	\$ -	\$ -	\$ -	\$ -	\$ -	\$ 145,946



WATER SALES REPORT CIWS 2021

CIWS	January	February	March	April	May	June	July	August	September	October	November	December	YTD
No. of Customers	966	-	-	-	-	-	-	-	-	-	-	-	966
2021 Consumption (hcf)	55,295	-	-	-	-	-	-	-	-	-	-	-	55,295
2020 Consumption (hcf)	43,254	24,004	46,914	22,357	46,359	29,062	65,359	35,705	68,741	37,218	58,995	26,821	504,789
10 Year Average Consumption (hcf)	50,066	24,735	46,923	25,058	58,020	32,753	71,192	40,731	73,504	35,684	63,128	27,867	549,662
2021 Water Sales	\$ 125,336	\$ -	\$ -	\$ -	\$ -	\$ -	\$ -	\$ -	\$ -	\$ -	\$ -	\$ -	\$ 125,336
2020 Water Sales	\$ 96,852	\$ 52,599	\$ 105,435	\$ 48,866	\$ 104,787	\$ 64,969	\$ 150,971	\$ 80,727	\$ 159,074	\$ 84,148	\$ 134,962	\$ 59,181	\$ 1,142,572
2021 Service Fees	\$ 56,462	\$ -	\$ -	\$ -	\$ -	\$ -	\$ -	\$ -	\$ -	\$ -	\$ -	\$ -	\$ 56,462
2020 Service Fees	\$ 56,384	\$ 46,449	\$ 56,335	\$ 46,480	\$ 56,477	\$ 46,618	\$ 56,244	\$ 46,491	\$ 56,308	\$ 46,479	\$ 56,450	\$ 46,546	\$ 617,263
2021 Hyd Fees	\$ 1,550	\$ -	\$ -	\$ -	\$ -	\$ -	\$ -	\$ -	\$ -	\$ -	\$ -	\$ -	\$ 1,550
2021 DC Fees	\$ 11,820	\$ -	\$ -	\$ -	\$ -	\$ -	\$ -	\$ -	\$ -	\$ -	\$ -	\$ -	\$ 11,820
2021 System Revenues	\$ 195,168	\$ -	\$ -	\$ -	\$ -	\$ -	\$ -	\$ -	\$ -	\$ -	\$ -	\$ -	\$ 195,168





RESOLUTION NO. 270

**RESOLUTION OF THE BOARD OF DIRECTORS
OF THE LA PUENTE VALLEY COUNTY WATER DISTRICT
HONORING DENNIS CLARK ON HIS RETIREMENT FROM THE DISTRICT**

WHEREAS, Dennis Clark has been an employee of the District for over thirteen (13) years, having started his career at the District on October 12, 2007; and

WHEREAS, Over the years, Mr. Clark has served the District's customers and the customers of Industry Public Utilities as a Water Systems Operator II; and

WHEREAS, Mr. Clark's demonstrated hard work ethic, his pleasant manner towards his coworkers and his unparalleled dedication have been of great value to the District; and

WHEREAS, Mr. Clark's years of dedication and loyalty to the District is worthy of recognition.

NOW, THEREFORE BE IT RESOLVED, that the Board of Directors of the La Puente Valley County Water District hereby commends Dennis Clark for over 13 years of dedicated and loyal service to the District and the community which it serves; and expresses its gratitude and sincere appreciation for his service;

BE IT FURTHER RESOLVED, that the Board of Directors of La Puente Valley County Water District hereby extends its best wishes to Mr. Clark for a well-deserved and enjoyable retirement.

ADOPTED this 8th day of February, 2021

William R. Rojas, President

Cesar J. Barajas, Vice President

David E. Argudo, Director

John P. Escalera, Director

Henry Hernandez, Director

Attest:

Roy Frausto, Secretary

Memo



To: Honorable Board of Directors

From: Roy Frausto, General Manager

Date: February 8, 2021

Re: Second Amendment to the BPOU Project Agreement to Extend the Tolling Period an
Additional Four Years

Attached is the second amendment to the BPOU Project Agreement to extend the tolling period an additional four years with respect to the Water Entities' Tolled Claims and the Cooperating Respondents' Tolled Claims. District Counsel will provide an overview of this agreement at Monday's Board of Director's meeting.

Thank you.

Respectfully Submitted,

Roy Frausto

Roy Frausto
General Manager
La Puente Valley County Water District

SECOND AMENDMENT TO THE 2017 BPOU PROJECT AGREEMENT

This second amendment (“**Second Amendment**”) to the 2017 BPOU Project Agreement (as amended by the First Amendment to the 2017 BPOU Project Agreement) (“**Project Agreement**”) is made by and among the parties to the Project Agreement (the “**Parties**”), which include the Main San Gabriel Basin Watermaster, the San Gabriel Basin Water Quality Authority, La Puente Valley County Water District, San Gabriel Valley Water Company, Suburban Water Systems, California Domestic Water Company and Valley County Water District, collectively the “**Water Entities**,” and Aerojet Rocketdyne, Inc., Azusa Land Reclamation, Inc., Hartwell Corporation, Chemical Waste Management, Inc., and Winco Enterprises Inc., collectively the “**Cooperating Respondents**.” Unless otherwise provided herein, capitalized terms have the meanings given in the Project Agreement.

WHEREAS, Sections 6.4.1 and 6.4.2 of the Project Agreement together provide for Statutes of Limitation to be tolled with respect to the Water Entities’ Tolled Claims and the Cooperating Respondents’ Tolled Claims, for a Tolling Period commencing on the Effective Date of the Project Agreement (*i.e.*, commencing on April 28, 2017) and continuing for a period of four years;

WHEREAS, Section 6.4.3 of the Project Agreement provides that “[i]n accordance with California Code of Civil Procedure Section 360.5, before the end of the Tolling Period, the Parties shall enter into an agreement that (1) incorporates all of the provisions of this Section 6.4 and (2) extends the Tolling Period for four years from the expiration of the then current Tolling Period (“Tolling Extension”).

NOW THEREFORE, the Project Agreement is hereby amended as follows.

1. Extension Agreement as to Tolling Period. The Parties hereby (1) extend the Tolling Period from April 28, 2021 through April 27, 2025, and (2) incorporate into this Second Amendment all of the provisions of Section 6.4 of the Project Agreement as though fully set forth herein.

Except as set forth in 1. above, all terms, conditions and provisions of the Project Agreement remain unchanged and in full force and effect.

Each of the Parties hereby respectively represents and warrants to the others that the execution and performance of this Amendment have been duly authorized by all necessary action of the board of directors or other governing body of such Party. This Amendment does not require approval by the Court pursuant to the Judgment.

IN WITNESS WHEREOF, this Second Amendment to the 2017 BPOU Project Agreement has been executed as of April 27, 2021.

COOPERATING RESPONDENTS:

AZUSA LAND RECLAMATION, INC.

By: _____

Title: _____

Date: _____

AEROJET ROCKETDYNE, INC.

By: _____

Title: _____

Date: _____

**CHEMICAL WASTE MANAGEMENT, INC.
(successor by merger to OIL &
SOLVENT PROCESS COMPANY)**

By: _____

Title: _____

Date: _____

HARTWELL CORPORATION

By: _____

Title: _____

Date: _____

**WINCO ENTERPRISES INC. (f/k/a WYNN
OIL COMPANY)**

By: _____

Title: _____

Date: _____

WATER ENTITIES:

**MAIN SAN GABRIEL BASIN
WATERMASTER**

By: _____

Title: _____

Date: _____

**SAN GABRIEL BASIN WATER QUALITY
AUTHORITY**

By: _____

Title: _____

Date: _____

**LA PUENTE VALLEY COUNTY WATER
DISTRICT**

By: _____

Title: _____

Date: _____

**SAN GABRIEL VALLEY WATER
COMPANY**

By: _____

Title: _____

Date: _____

VALLEY COUNTY WATER DISTRICT

By: _____

Title: _____

Date: _____

SUBURBAN WATER SYSTEMS

By: _____

Title: _____

Date: _____

**CALIFORNIA DOMESTIC WATER
COMPANY**

By: _____

Title: _____

Date: _____